


**STEMS**

 <p><b>RITCHEY CARBON</b></p>	<p><b>WCS CARBON 'AXIS</b></p> <p>ANGLES = 84 / 6 Degree</p> <p>AVAILABLE CLAMPS &amp; LENGTHS = 31.8mm Clamp 90 / 100 / 110 / 120 / 130mm</p> <p>WEIGHT = 125g (110mm)</p> 
 <p><b>WCS 'AXIS</b></p>	<p>ANGLES = 84 / 6 Degree 73 / 17 Degree</p> <p>AVAILABLE CLAMPS &amp; LENGTHS = 31.8mm Clamp 90 / 100 / 110 / 120 / 130 / 140mm</p> <p>25.4 / 25.8mm Clamp 90 / 100 / 110 / 120 / 130mm</p> <p>WEIGHT = 125g (110mm/31.8)</p> 
 <p><b>PRO</b></p>	<p>ANGLES = 84 / 6 Degree 73 / 17 Degree</p> <p>AVAILABLE CLAMPS &amp; LENGTHS = 31.8mm Clamp 90 / 100 / 110 / 120 / 130mm</p> <p>25.4 / 25.8mm Clamp 80 / 90 / 100 / 110 / 120 / 130mm</p> <p>WEIGHT = 150g (110mm/31.8)</p>
 <p><b>COMP</b></p>	<p>ANGLES = 84 / 6 Degree</p> <p>AVAILABLE CLAMPS &amp; LENGTHS = 31.8mm Clamp 90 / 100 / 110 / 120 / 130mm</p> <p>25.4 / 25.8mm Clamp 90 / 100 / 110 / 120 / 130mm</p> <p>WEIGHT = 170g (110mm/31.8)</p>
 <p><b>syncros</b></p>	<p><b>SYNCROS FLS</b></p> <p>ANGLES = 6 Degree</p> <p>AVAILABLE CLAMPS &amp; LENGTHS = 31.8mm Clamp 70 / 80 / 90 / 100 / 110 / 120mm</p> <p>WEIGHT = 137g (110mm)</p>

 <p><b>RITCHEY</b></p>	<p><b>RITCHEY ADJUSTABLE</b></p> <p>ANGLES = +45 / -45 Degree Range</p> <p>AVAILABLE CLAMPS &amp; LENGTHS = 31.8mm Clamp 80 / 100 / 120mm</p> <p>25.4 / 25.8mm Clamp 80 / 100 / 120mm</p> <p>WEIGHT = 248g (80mm/31.8)</p>
 <p><b>PRO</b></p>	<p><b>RITCHEY PRO 30 DEGREE</b></p> <p>ANGLES = 30 Degree</p> <p>AVAILABLE CLAMPS &amp; LENGTHS = 31.8mm Clamp 60 / 70 / 80 / 90 / 100 / 110 / 120mm</p>
 <p><b>COMP</b></p>	<p><b>RITCHEY COMP 30 DEGREE</b></p> <p>ANGLES = 30 Degree</p> <p>AVAILABLE CLAMPS &amp; LENGTHS = 31.8mm Clamp 60 / 70 / 80 / 90mm</p>

# FIT LOGIC™

BY **RITCHEY**



**RITCHEY**

RITCHEYLOGIC.COM


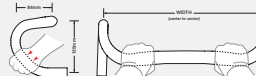






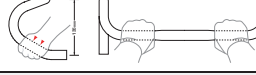











**syncros**

SYNCROS.COM

**SEATPOSTS**

 <p><b>RITCHEY CARBON</b></p>	 <p><b>RITCHEY CARBON</b></p>	 <p><b>RITCHEY CARBON</b></p>	 <p><b>WCS</b></p>	 <p><b>syncros</b></p>	 <p><b>syncros</b></p>	 <p><b>syncros</b></p>
<p><b>WCS CARBON</b> OFFSET = 25mm DIAMETERS = 27.2 / 31.6 / 34.9 LENGTHS = 300 / 350mm WEIGHT = 160g (27.2/300)</p>	<p><b>WCS CARBON - 45MM</b> OFFSET = 45mm DIAMETERS = 31.6 LENGTHS = 350mm WEIGHT = 176g</p>	<p><b>PRO CARBON</b> OFFSET = 25mm DIAMETERS = 27.2 / 31.6 LENGTHS = 280 / 350mm WEIGHT = 180g (27.2/300)</p>	<p><b>WCS ALLOY</b> OFFSET = 25mm DIAMETERS = 27.0 / 27.2 / 30.9 / 31.6 LENGTHS = 280 / 300 / 350mm WEIGHT = 235g (27.2/350)</p>	<p><b>MICRO ADJUST CARBON</b> OFFSET = 0mm DIAMETERS = 27.2 / 31.6 LENGTHS = 350 / 400mm WEIGHT = 210g (27.2/350)</p>	<p><b>DERIVED</b> OFFSET = 25 / 0mm DIAMETERS = 26.8 / 27.2 / 30.9 / 31.6 LENGTHS = 350 / 400mm WEIGHT = 265g (26.8/350)</p>	<p><b>MICRO ADJUST ALLOY</b> OFFSET = 0mm DIAMETERS = 27.2 / 30.9 / 31.6 LENGTHS = 350 / 400mm WEIGHT = 210g (27.2/350)</p>

**HANDLEBARS**

 <p><b>RITCHEY CARBON</b></p>	<p><b>WCS CARBON EVOLUTION</b></p> <p>DROP = 135mm REACH = 38cm = 75mm / 40-44 = 84mm WIDTH = 38 / 40 / 42 / 44 CLAMP DIAMETER = 31.8 WEIGHT = 220g (42cm)</p> 
 <p><b>RITCHEY CARBON</b></p>	<p><b>WCS CARBON STREAM</b></p> <p>DROP = 145mm REACH = 84mm WIDTH = 40 / 42 / 44 CLAMP DIAMETER = 31.8 WEIGHT = 230g (42cm)</p> 
 <p><b>RITCHEY CARBON</b></p>	<p><b>WCS CARBON LOGIC</b></p> <p>DROP = 144mm REACH = 82mm WIDTH = 40 / 42 / 44 CLAMP DIAMETER = 31.8 WEIGHT = 215g (42cm)</p> 
 <p><b>RITCHEY CARBON</b></p>	<p><b>PRO CARBON LOGIC</b></p> <p>DROP = 135mm REACH = 80mm WIDTH = 40 / 42 / 44 CLAMP DIAMETER = 31.8 WEIGHT = 260g (42cm)</p>  
 <p><b>WCS</b></p>	<p><b>WCS LOGIC</b></p> <p>DROP = 144mm REACH = 82mm WIDTH = 40 / 42 / 44 CLAMP DIAMETER = 31.8 / 25.8 WEIGHT = 210g (42cm/25.8)</p> 
 <p><b>WCS</b></p>	<p><b>WCS CLASSIC</b></p> <p>DROP = 135mm REACH = 82mm WIDTH = 40 / 42 / 44 CLAMP DIAMETER = 31.8 / 25.8 WEIGHT = 210g (42cm/25.8)</p> 
 <p><b>PRO</b></p>	<p><b>PRO LOGIC (Comp Available)</b></p> <p>DROP = 144mm REACH = 82mm WIDTH = 38 / 40 / 42 / 44 / 46 CLAMP DIAMETER = 31.8 / 25.8 WEIGHT = 250g (42cm/25.8)</p> 
 <p><b>PRO</b></p>	<p><b>PRO BIOMAX</b></p> <p>DROP = 130mm REACH = 75mm WIDTH = 36 / 38 / 40 / 42 / 44 CLAMP DIAMETER = 31.8 / 25.8 WEIGHT = 235g (42cm/25.8)</p> 
 <p><b>COMP</b></p>	<p><b>COMP STREAM</b></p> <p>DROP = 145mm REACH = 84mm WIDTH = 40 / 42 / 44 CLAMP DIAMETER = 31.8 WEIGHT = 295g (42cm)</p> 
 <p><b>PROLOGUE</b></p>	<p><b>PROLOGUE BASE AND CLIP-ON TT BAR</b></p> <p>DROP = REACH = WIDTH = Fully Adjustable CLAMP DIAMETER = Fits 31.8 / 26.0 (with shim) USE ON = Carbon Evolution / Pro Carbon Matrix</p> 